



FASCIA & SOFFIT SYSTEM



Call MFP Sales Ltd. Now

Lucan, Co. Dublin, Ireland. Tel: +353 (0)1 630 2500. Fax: + 353 (0)1 628 1119.

Dargan Road, Belfast BT3 9JU. Tel: 028 9077 4790. Fax: 028 9077 4716.

UK Office. Tel/Fax: 01323 412836.

Website: www.mfp.ie Email: sales@mfp.ie



A faster fit. A finer finish.



Leaders in **PVCu** building products

*Eavemaster, from MFP,
is a total Fascia and Soffit solution
that takes less time to install than
any comparable system.*

*Whether for a new building or
replacement, Eavemaster offers many
advantages to both the installer and
the property owner.*



Leaders in PVCu building products

*With over 30 years' experience in manufacturing PVCu building products,
MFP has earned a reputation for quality, innovation and service.*



Leaders in PVCu building products

MFP Sales Ltd.

Lucan, Co. Dublin, Ireland. Tel: +353 (0)1 630 2500. Fax: +353 (0)1 628 1119.

Dargan Road, Belfast BT3 9JU. Tel: 028 9077 4790. Fax: 028 9077 4716.

UK Office. Tel/Fax: 01 323 412836.

Website: www.mfp.ie Email: sales@mfp.ie



SPECIFICATION

Eavemaster PVC-UE building product systems are timber substitute products which have gained market acceptance because of the clear advantages they offer. The Eavemaster system is a fully integrated Fascia and Soffit system with a wide range of components and trims for new building or replacement projects.

Eavemaster products are manufactured to comply with the requirements of BS7619:1993 (Specification for Extruded cellular unplasticized PVC (PVC-UE)) profiles. MFP operate a comprehensive quality system to BSS750:Part 2 / ISO9002 throughout its plant which ensures that all Eavemaster products are manufactured to a consistent high standard.

Composition and Manufacture

Eavemaster cellular PVC-UE fascia board is of a co-extruded foamed material having a rigid closed-cell core with an integral smooth and durable PVCu skin. Eavemaster soffit is an extruded twin-walled tongue and groove board manufactured from high grade PVCu material. They are resistant to most acids, alkalis, sea-water, insects and atmospheric pollution. They do not contain CFCs and none of the materials used in its manufacture are considered harmful to the environment and, if replaced, can be recycled.

Density

Eavemaster cellular PVC-UE fascia board has an average density of 550kg/m³. Eavemaster PVCu soffit board has an average density of 1460kg/m³.

Strength

Eavemaster profiles are sufficiently rigid to facilitate storage and erection, while having sufficient flexibility to withstand normal handling on-site. The system has adequate resistance to hard and soft body impacts likely to occur in practice. Eavemaster fascia boards are tested to ensure compliance with the BS specification for falling weight impact resistance as specified in BS7619:1993 (Annex E).

Durability

All materials used in the manufacture of the Eavemaster range have been selected to ensure that the durability of the finished

product is optimised. Accelerated weathering tests indicate that Eavemaster products will perform satisfactorily in use and will not exhibit significant premature fading or discolouration. Eavemaster profiles satisfy UV stability requirements as detailed in BS7619:1993, 8.1 for cellular foamed products.

Thermal Movement

Linear thermal expansion is less than 7×10^{-5} per Degree Celsius which is similar to that of rigid PVCu and hence precautions need to be taken to provide for possible thermal movement. These products should not be installed where ambient temperatures are likely to exceed 50 Degree Celsius.

Thermal Conductivity

The cellular core ensures levels of insulation superior to wood, concrete, brick and plaster board. The thermal conductivity is typically 0.10W/MK (Din52612).

Chemical Resistance

All products in the Eavemaster building product range are not affected by liquids in common use and are resistant to most acids and alkalis but are liable to attack by aromatic solvents, ketone and esters. Contact with bituminous products should be avoided.

Water Resistance

The impermeable skin of Eavemaster fascia is unaffected by moisture and does not rot or corrode. Cut ends are non-absorbent due to

the closed cell structure of the material. When tested in accordance with the requirements of Method 430a of BS2782:Part 4, weight increase due to water absorption is not greater than 1%.

Chemical Stability

Cellular PVC is not affected by liquids in common use. It is resistant to most alkalis and acids, but can be damaged by ketones, esters and solvents.

Biological

Eavemaster products will not support bacterial or fungal growth. They are resistant to attack by woodworm or termites but should be protected against vermin during storage.

Fire Resistance

Eavemaster products do not support combustion. Cellular PVC products, when tested in accordance with BS476 Part 7:1987 *Surface spread of flame* achieve a Class 1 rating. The spread of flame along its surface is limited. Cellular PVC-UE material has a softening point within 75 to 80 degrees centigrade range.


Workability

Cellular PVC can be worked using conventional carpentry tools for cutting, drilling and shaping. Nails, screws and specified adhesives are used for fixing.

Maintenance

The products require limited maintenance which is confined to periodic washing for the sake of cosmetic appearance. This may be carried out, if required, using a clean cloth and a solution of detergent diluted to the normal concentration. Where possible flood the PVC-UE product taking care not to abrade the surface when removing dirt. Particularly stubborn marks should be removed using a mild household non-scouring cream followed by washing.

A COMPLETE FASCIA & SOFFIT SYSTEM



A faster fit. A finer finish.

SAVING TIME MEANS SAVING MONEY

Eavemaster is a *complete* Fascia and Soffit system that has been designed specifically with the installer in mind. Its unique 'internal angles', pre-formed 'gable boxes' and convenient 'dimension indicators' make installation faster, easier and more precise than any other system. There is no need for special tools and all accessories and trims are provided. Possibly the biggest benefit for builders and installers is the simplicity of Eavemaster - designed to save time and money while guaranteeing a handsome and durable finish.

WIDE CHOICE OF STYLES & COLOURS

The carefully crafted finish of the Eavemaster system sets it apart from all similar systems, whether you choose the finely detailed 'Ogee' or the smooth 'Plain' finish. Fascia boards are available in two thicknesses - 10mm and 18mm, and a choice of colours including classic white & stylish brown. When combined with either the 'flat' soffit board or the more traditional 'planked-effect' soffit, a variety of effects can be achieved to complement all building types.

ONCE IT'S UP IT'S MAINTENANCE-FREE

Precision-made to exacting specifications, Eavemaster will last a lifetime without maintenance. Unlike conventional eaves, it will not crack, rot, flake, peel, discolour or warp.





EAVEMASTER THE USER-ON EAVEMASTER - INSTALLATION


EAVEMASTER FASCIA

A combination of classic styling and superior finish combine to give Eavemaster its highly distinctive appearance and will complement any building as well as adding to the structural integrity of the eaves when fixed in accordance with the recommended installation techniques.


Eavemaster Fascia is available in two design styles - 'Ogee' and 'Plain', each available in white or brown. Two board thicknesses - 10mm and 18mm - are produced to suit all types of application. 10mm boards are internally ribbed to provide additional strength and support.

Manufactured from foamed PVC with a rigid PVCu outer skin, Eavemaster is easy to handle, cut and fix whilst being very robust and durable. Generous cover is provided by the fascia return leg - making installation easier with a neat attractive finish.


Eavemaster Fascia is available in a wide choice of widths - 150mm, 175mm, 200mm, 225mm, 250mm, 300mm, 350mm & a 405mm double-edged board.




PLAIN 10mm



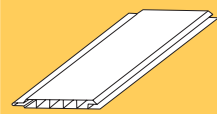
PLAIN-PLUS 18mm



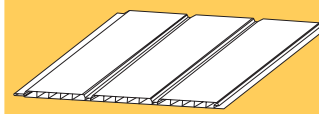
OGEE 10mm



PLAIN-PLUS 18mm



PLANKED-EFFECT 100mm



PLANKED-EFFECT

Plain Fascia Board

Ogee Fascia Board

Hollow Soffit Board

Where **Eavemaster** soffit boards, where plain multi-purpose boards or grooved hollow soffit, are to be fixed parallel to the building, they must be fully supported by timber framework fixed to the end of each rafter at centres not exceeding 600mm. The **Eavemaster** ventilator strip incorporates a double channel, which simplifies the joint between the fascia and soffit board.

As an alternative to the ventilator strip, vented cellular boards and vented hollow soffit boards are available which, when used, will provide adequate ventilation to the roofs space to satisfy the requirements of the Building Regulations.

Where required, soffits may be joined along their length or width and at corners using a double channel trim **EDC1**.

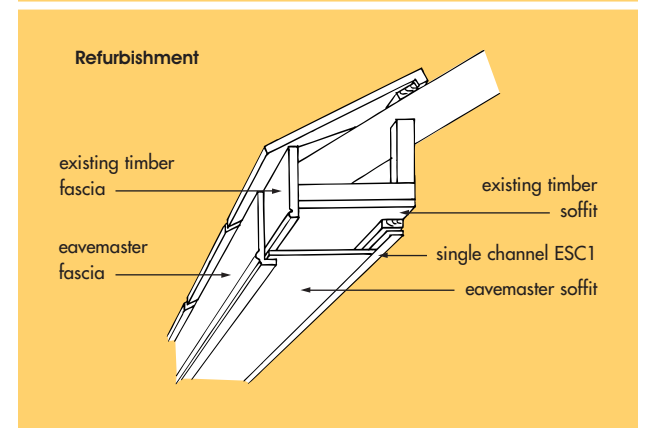
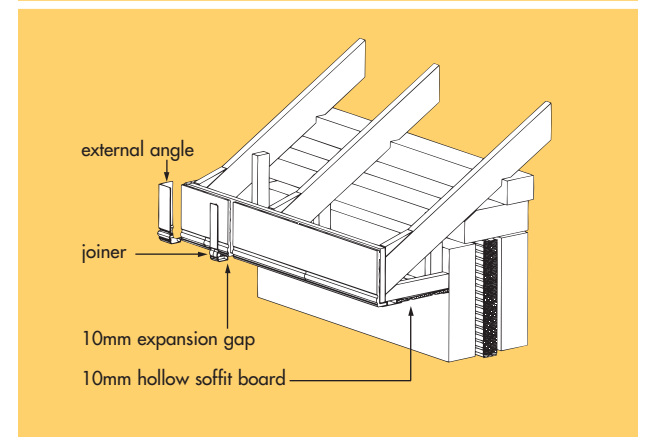
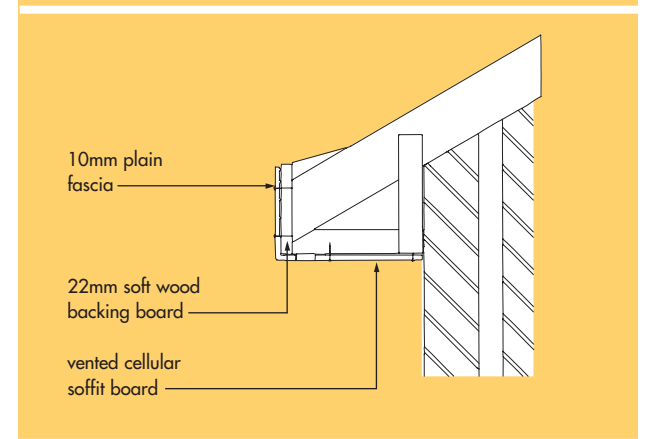
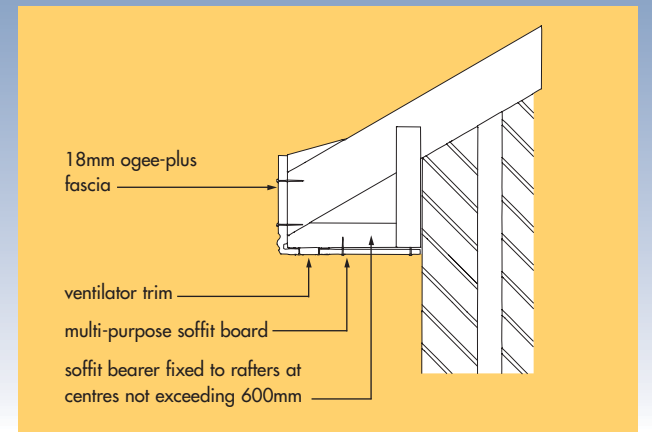
REFURBISHMENT

All existing timberwork should be carefully inspected and any unsound timber should be cut out and replaced with sound timber of similar thickness and strength. Attention should also be given to the sarking felt and, if damaged, should be replaced back to the first batten. The ribs on the inner face of the Ogee or Plain **Eavemaster** fascia allow for a passage of air between the existing timber and new fascia which helps in the evaporation of any moisture.

The existing timber fascia board normally projects below the level of the soffit board. This may be cut back flush with the soffit to give an even surface in preparation for the new soffit. Alternatively, a timber batten may be secured where the existing soffit meets the wall. This ensures a level plane for the new soffit, while forming a duct where electrical cables and the like may be concealed. The installation of the Eavemaster fascia and soffit may then proceed as for new work.

FULL REPLACEMENT

When using the 18mm Ogee Plus or Plain Plus fascias to replace an old timber fascia, the installation procedure should be the same as if it were a new building. Decayed sarking felt should still be replaced back to the first batten, as with refurbishment work. The installation of the Eavemaster fascia and soffit may then proceed as for new work.

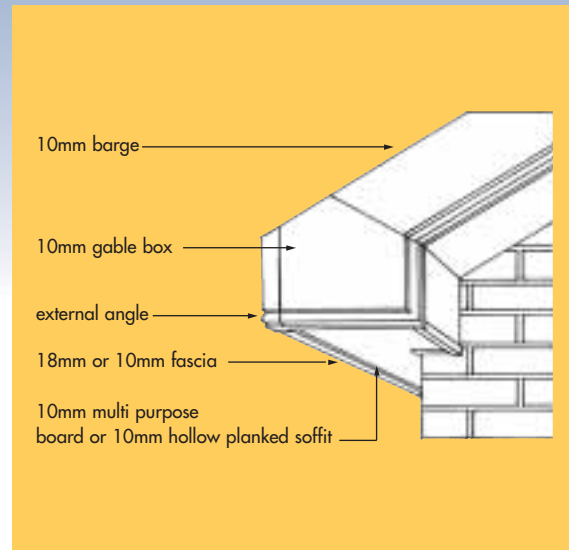


A faster fit. A finer finish.



EAVEMASTER - INSTALLATI FRIENDLY FASCIA & SOFFIT SYSTEM

RECOMMENDED PROCEDURE FOR INSTALLATION



NEW BUILDING

The **Eavemaster** range of Roofline products includes all the components necessary for eaves and barge assemblies.

For 10mm Ogee moulded or plain fascias it is recommended that a softwood backing board be fixed to the rafter ends with annular ringed nails. This provides adequate fixing for the fascia board while ensuring that the gutter brackets can be fixed with wood screws, thereby satisfying the requirements of the British Standard snow loading tests.

The fascia should be fixed using A4 stainless steel, plastic capped nails at both ends and at intermediate centres not exceeding 600mm, two fixings per centre. Where joints occur in runs exceeding 5 metres, an expansion gap of 10mm between each two boards should be provided for white installations, and where darker colours are used the gap should be increased to 18mm. The joints should be covered with an **Eavemaster** joiner **EOJ1/EJP1** fixed either to both boards with **Eavemaster** low modulus silicone sealant, or to one board with a solvent adhesive and to the other with a silicone sealant. In each case the trim may be fixed to the top of one board with a plastic headed stainless steel pin for extra security. In this way the other board is free to expand or contract.

Internal and external corner joints should incorporate a similar expansion gap and should be covered by the **Eavemaster** internal angle **EOA1/EAP1**, or external angle **EOA2/EAP2**, fixed as detailed for the **Eavemaster** joiner.

The 18mm Plain or Ogee Plus fascia board, because of its thickness and strength does not require a timber backing board but may be fixed directly to the rafter ends using 65mm plastic capped stainless steel nails at centres not exceeding 600mm. Normal building practice requires a tilting fillet be fixed to the rafters so that it projects above the top of the fascia, thus allowing the sarking felt and roof covering to oversail the fascia.

Bargeboards are installed by fixing 10mm fascia boards to a gable ladder or to noggings. Where bargeboards meet at the ridge an expansion gap is required as before, and should be covered by a finial EF1, fixed as described for joiners and angles. The box ends at eaves level of the barge are constructed from gable boxes which greatly reduce the need for jointing and speed up the installation process.



Eavemaster plain profile

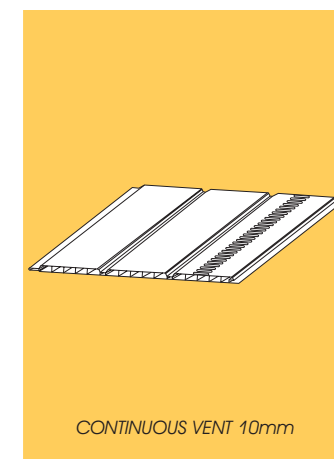
EAVEMASTER SOFFIT & CLADDING

Two styles of soffit, provide a choice of finish to match the fascia. By combining them with either 'Ogee' or 'Plain' fascia, a variety of options can be achieved which are sympathetic to all building types.

The hollow-section 'planked-effect' board provides a classic soffit, and is also suitable for use as a cladding profile. It is easily fixed horizontally, vertically or diagonally and is available in two widths - 100mm and 300mm. Its tongue and groove profile reduces installation time without compromising the finished effect.

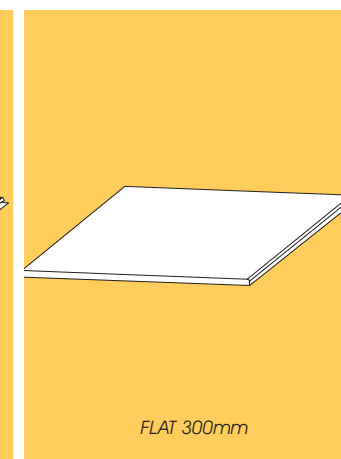
The 'flat' soffit finish can be achieved by use of the multi-purpose flat board with its smooth, more modern finish and is available in widths ranging from 100mm to 405mm.

Both soffit boards are available in white or brown and are complemented by a full range of trims and joints, completing a system that will remain pleasant to the eye.



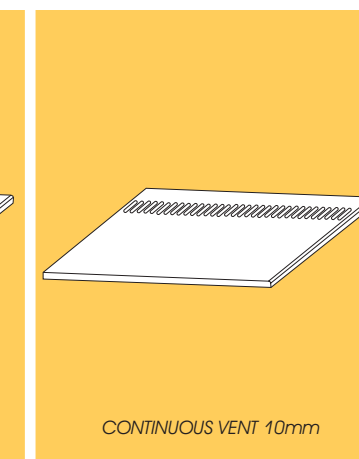
CONTINUOUS VENT 10mm

Hollow Soffit Board



FLAT 300mm

Multi-purpose Soffit Board



CONTINUOUS VENT 10mm





EAVEMASTER TRIMS AND ACCESSORIES EAVEMASTER - PRODUCT RANGE

Eavemaster Ogee profile



Ogee brown profile



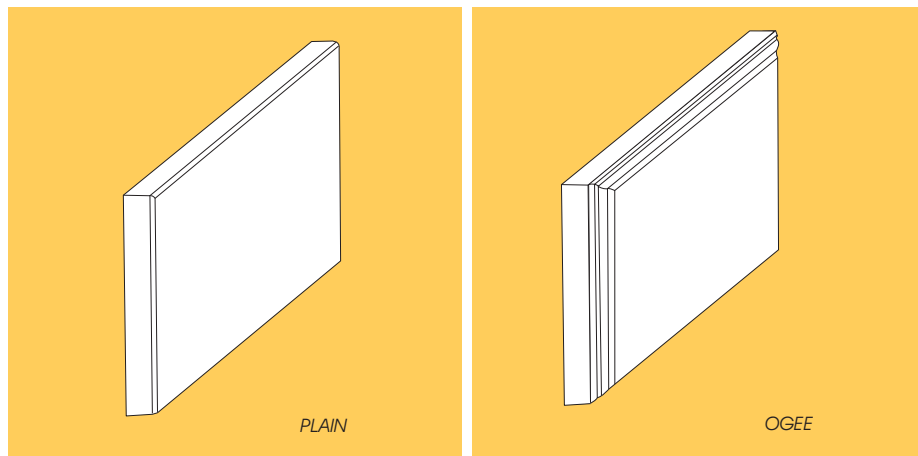
All Eavemaster trims and accessories are colour-matched to the main profiles. They are designed to complement, and provide a cost-effective finishing touch.



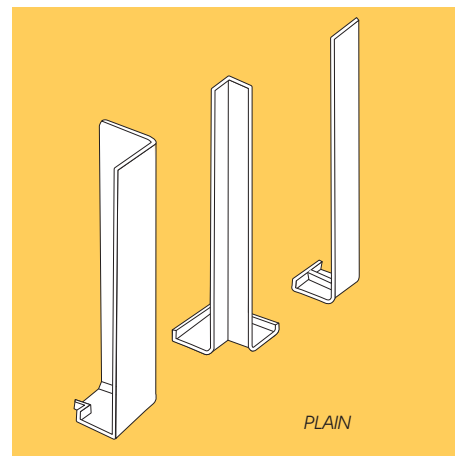
THE PERFECT COMBINATION

The Eavemaster System combines perfectly with MFP's well established and proven range of PVCu rainwater systems. Together they offer the installer an attractive roofline package.

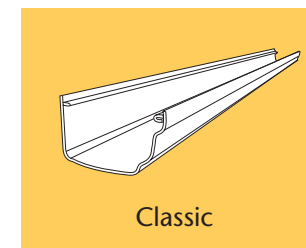
MFP Rainwater Systems are tough and of proven durability, while lightweight, easy to handle and install. Their simple method of joining means that they can easily be removed or extended. Available in a variety of colours and profiles to complement any building design.



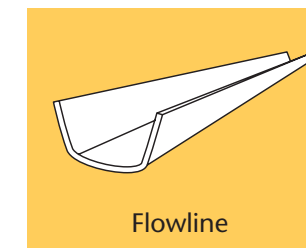
Gable Boxes



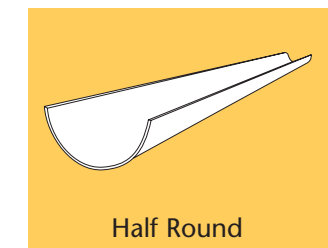
External Angle | Internal Angle | Joiner



Classic



Flowline



Half Round





SOFFITS, CLADDING & ANCILLARIES

Code	Soffits, Cladding & Ancillaries	White	Brown	Black	Pack
ES100	100mm Hollow Soffit/Cladding (5m length)	•			10
ES300	300mm Hollow Soffit/Cladding (5m length)	•	•	•	4
ES30025	300mm Hollow Soffit/Cladding (2.5m length)	•	•	•	8
EMB9100	100mm Multi-purpose Soffit (5m length)	•			4
EMB9150	150mm Multi-purpose Soffit (5m length)	•			4
EMB9175	175mm Multi-purpose Soffit (5m length)	•			4
EMB9200	200mm Multi-purpose Soffit (5m length)	•			4
EMB9225	225mm Multi-purpose Soffit (5m length)	•			4
EMB9250	250mm Multi-purpose Soffit (5m length)	•			4
EMB9300	300mm Multi-purpose Soffit (5m length)	•			2
EMB9405	405mm Multi-purpose Soffit (5m length)	•			2
ESC1	Single Channel (5m length)	•	•	•	20
EDC1	Double Channel (5m length)	•	•	•	20
ECC1	Cornice Channel (5m length)	•	•		20
ESA1	Angle Channel (5m length)	•	•	•	20
ESZ1	'Z' Channel (5m length)	•	•		20
EHS209	'H' Section	•			10
EV80	80mm Soffit Ventilator (5m length)	•	•	•	10
EV80M	80mm Soffit Ventilator c/w Fly mesh (5m length)	•	•		10
EF1	Decorative Finial	•	•	•	10
EMT1	Decorative Moulded Fascia Trim	•			1
EFT50	Flexible Outer Trim (50mm)	•			10
EPP30	30mm Polytop pins	•	•		box 250
EPP40	40mm Polytop pins	•	•	•	box 250
EPN50	50mm Polytop nails	•	•		box 100
EPN65	65mm Polytop nails	•	•		box 100
EPS30	30mm Stainless Steel Cladding pins	•			box 250
ES310	Silicone Sealant (310ml cartridge)	•	•		25
EA100	Solvent Adhesive (100ml tin)	•	•		25
ESC1000	Solvent Cleaner (1000ml)	•			12
ECC1000	Cream Cleaner (1000ml)	•			12


NOTE: When ordering please state colour required

● **Eavemaster Gable Boxes** reduce installation time and limit the need for joints. Pre-formed to suit the right-hand or left-hand of the roof, they come in two standard sizes - 450mm x 350mm and 600mm x 350mm - providing a superb finish where the bargeboards and fascias intersect. Non standard sizes are available to order.

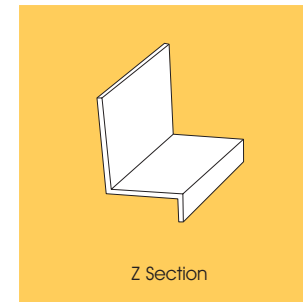
● **Angles and Joints** are moulded to the same profile as the fascias. Each fitting is 300mm long and is internally marked with dimensions for ease of use. Each Angle or Joint will fit both board thicknesses - eliminating the need for duplication of components. **External Angles** are 60mm wide - providing generous cover and also ensuring a neat finish. **Internal Angles** reduce installation headaches as they remove the need for mitred joints - a particular problem when using other 'Ogee' systems.

● **The Eavemaster Finial** is both functional and decorative - adding a distinctive touch at the apex of the roof. A choice of **Soffit Ventilators**, with or without 'fly mesh' provide compliance with current Building Regulations.

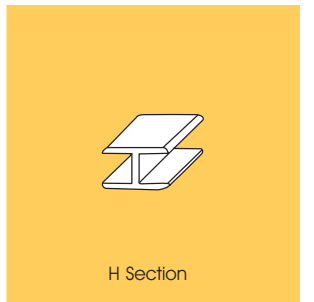
A full range of trims, channels, Polytop nails and pins, sealants and adhesives all combine to offer the complete fascia and soffit solution.



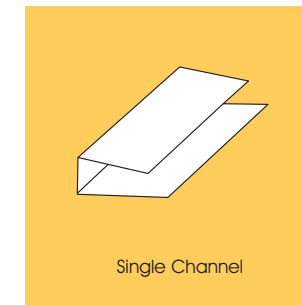
Finial



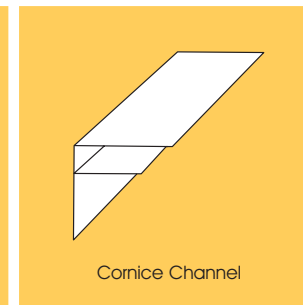
Z Section



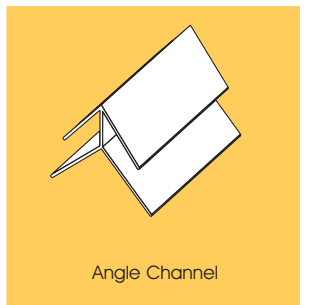
H Section



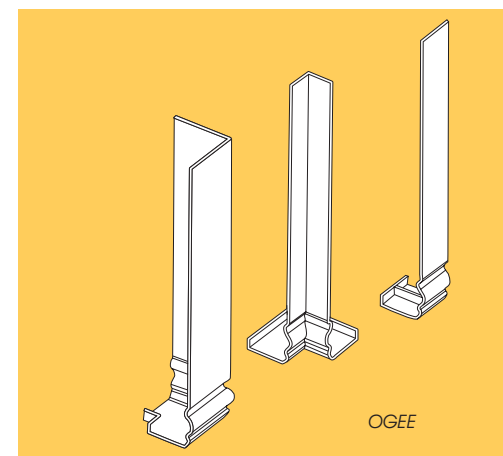
Single Channel



Cornice Channel



Angle Channel

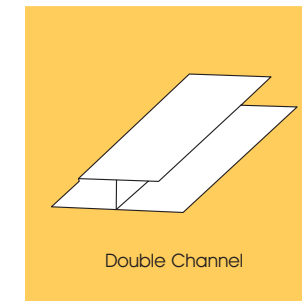


OGEE

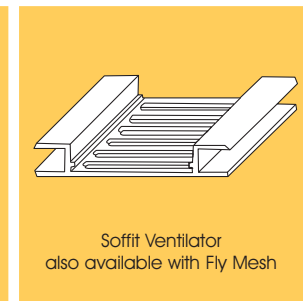
External Angle

Internal Angle


Joiner



Double Channel



Soffit Ventilator also available with Fly Mesh



Flexible Outer Trim





EAVEMASTER - PRODUCT RANGE

EAVEMASTER - PRODUCT RANGE

PLAIN FASCIA RANGE

Code	10mm PLAIN FASCIA	White	Brown	Black	Pack
EFP9150	150 x 10mm Plain Fascia Board (5m length)	●	●	●	4
EFP9175	175 x 10mm Plain Fascia Board (5m length)	●	●	●	4
EFP9200	200 x 10mm Plain Fascia Board (5m length)	●	●	●	4
EFP9225	225 x 10mm Plain Fascia Board (5m length)	●	●	●	4
EFP9250	250 x 10mm Plain Fascia Board (5m length)	●	●	●	2
EFP9300	300 x 10mm Plain Fascia Board (5m length)	●	●	●	2
EFP9350	350 x 10mm Plain Fascia Board (5m length)	●	●	●	2
EFP9405	405 x 10mm Plain Fascia Board (5m length)* *Double edge	●	●	●	2
18mm PLAIN FASCIA					
EFP18150	150 x 18mm Plain Fascia Board (5m length)	●	●	●	2
EFP18175	175 x 18mm Plain Fascia Board (5m length)	●	●	●	2
EFP18200	200 x 18mm Plain Fascia Board (5m length)	●	●	●	2
EFP18225	225 x 18mm Plain Fascia Board (5m length)	●	●	●	2
EFP18250	250 x 18mm Plain Fascia Board (5m length)	●	●	●	2
EFP18405	405 x 18mm Plain Fascia Board (5m length)* *Double edge	●	●	●	2
JOINTS, ANGLES & GABLE BOXES					
EJP1	Plain Fascia Joiner (300mm)	●	●	●	10
EAP1	Plain Fascia Internal Angle (300mm)	●	●	●	10
EAP2	Plain Fascia External Angle (300mm)	●	●	●	10
EBP1L	450 x 350mm Plain Gable Box (Left Hand)	●	●	●	*
EBP1R	450 x 350mm Plain Gable Box (Right Hand)	●	●	●	*
EBP2L	600 x 350mm Plain Gable Box (Left Hand)	●	●	●	*
EBP2R	600 x 350mm Plain Gable Box (Right Hand)	●	●	●	*
EBP3L	600 x 650mm Ogee Gable Box (Left Hand)	●	●	●	*
EBP3R	600 x 650mm Ogee Gable Box (Right Hand)	●	●	●	*

NOTE: When ordering please state colour required



OGEE FASCIA RANGE

Code	10mm OGEE FASCIA	White	Brown	Black	Pack
EOF150	150 x 10mm Ogee Fascia Board (5m length)	●	●	●	4
EOF175	175 x 10mm Ogee Fascia Board (5m length)	●	●	●	4
EOF200	200 x 10mm Ogee Fascia Board (5m length)	●	●	●	4
EOF225	225 x 10mm Ogee Fascia Board (5m length)	●	●	●	4
EOF250	250 x 10mm Ogee Fascia Board (5m length)	●	●	●	2
EOF300	300 x 10mm Ogee Fascia Board (5m length)	●	●	●	2
EOF350	350 x 10mm Ogee Fascia Board (5m length)	●	●	●	2
EOF405	405 x 10mm Ogee Fascia Board (5m length)* *Double edge	●	●	●	2
18mm OGEE FASCIA					
EOF2150	150 x 18mm Ogee Fascia Board (5m length)	●	●	●	2
EOF2175	175 x 18mm Ogee Fascia Board (5m length)	●	●	●	2
EOF2200	200 x 18mm Ogee Fascia Board (5m length)	●	●	●	2
EOF2225	225 x 18mm Ogee Fascia Board (5m length)	●	●	●	2
EOF2250	250 x 18mm Ogee Fascia Board (5m length)	●	●	●	2
EOF2405	405 x 18mm Ogee Fascia Board (5m length)* *Double edge	●	●	●	2
JOINTS, ANGLES & GABLE BOXES					
EOJ1	Ogee Fascia Joiner (300mm)	●	●	●	10
EOA1	Ogee Fascia Internal Angle (300mm)	●	●	●	10
EOA2	Ogee Fascia External Angle (300mm)	●	●	●	10
EOB1L	450 x 350mm Ogee Gable Box (Left Hand)	●	●	●	*
EOB1R	450 x 350mm Ogee Gable Box (Right Hand)	●	●	●	*
EOB2L	600 x 350mm Ogee Gable Box (Left Hand)	●	●	●	*
EOB2R	600 x 350mm Ogee Gable Box (Right Hand)	●	●	●	*
EOB3L	600 x 650mm Ogee Gable Box (Left Hand)	●	●	●	*
EOB3R	600 x 650mm Ogee Gable Box (Right Hand)	●	●	●	*

NOTE: When ordering please state colour required

