

The choice of professionals

Designed & manufactured in Ireland by



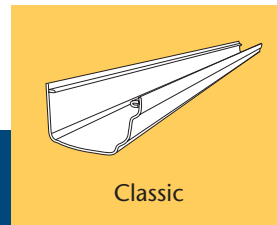
Leaders in PVCu building products

MFP RAINWATER SYSEMS THE PERFECT COMBINATION

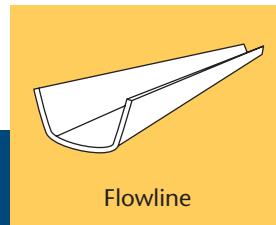


The Eavemaster System combines perfectly with MFP's well established and proven range of PVCu rainwater systems. Together they offer the installer an attractive roofline package.

MFP Rainwater Systems are tough and of proven durability, while lightweight, easy to handle and install. Their simple method of joining means that they can easily be removed or extended. Available in a variety of colours and profiles to complement any building design.



Classic



Flowline



Half Round

EAVEMASTER AUTHORISED INSTALLER/ STOCKIST



MFP Sales Ltd.

Lucan, Co. Dublin, Ireland. Tel: +353 (0)1 630 2500. Fax: +353 (0)1 628 1119.

Dargan Road, Belfast BT3 9JU. Tel: 028 90 774790. Fax: 028 90 774716.

UK Office. Tel/Fax: 01 323 412836.

Website: www.mfp.ie Email: sales@mfp.ie





THE SUPERB FINISH SETS EAVEMASTER APART FROM ALL SIMILAR SYSTEMS.

Precision-made to
exacting specifications,
Eavemaster will last a lifetime
with low maintenance.
Unlike timber fascias and trims,
it will not crack, rot, flake,
peel, discolour or warp.

EAVEMASTER FASCIA

A combination of classic styling and superior finish combine to give Eavemaster its highly distinctive appearance and will complement any building as well as adding to the structural integrity of the eaves when fixed in accordance with the recommended installation techniques.

Eavemaster Fascia is available in two design styles - 'Ogee' and 'Plain', each available in white or brown. Two board thicknesses - 10mm and 18mm - are produced to suit all types of application. 10mm boards are internally ribbed to provide additional strength and support.

Manufactured from foamed PVC with a rigid PVCu outer skin, Eavemaster is easy to handle, cut and fix whilst being very robust and durable. Generous cover is provided by the fascia return leg - making installation easier with a neat attractive finish.

Eavemaster Fascia is available in a wide choice of widths - 150mm, 175mm, 200mm, 225mm, 250mm, 300mm, 350mm & a 405mm double-edged board.



EAVEMASTER SOFFIT & CLADDING

Two styles of soffit, provide a choice of finish to match the fascia. By combining them with either 'Ogee' or 'Plain' fascia, a variety of options can be achieved which are sympathetic to all building types.

The hollow - section 'planked - effect' board provides a classic soffit, and is also suitable for use as a cladding profile. It is easily fixed horizontally, vertically or diagonally and is available in two widths - 100mm & 300mm. Its tongue and groove profile reduces installation time without compromising the finished effect.

The 'flat' soffit finish can be achieved by use of the multi-purpose flat board with its smooth, more modern finish and is available in widths ranging from 100mm to 405mm.

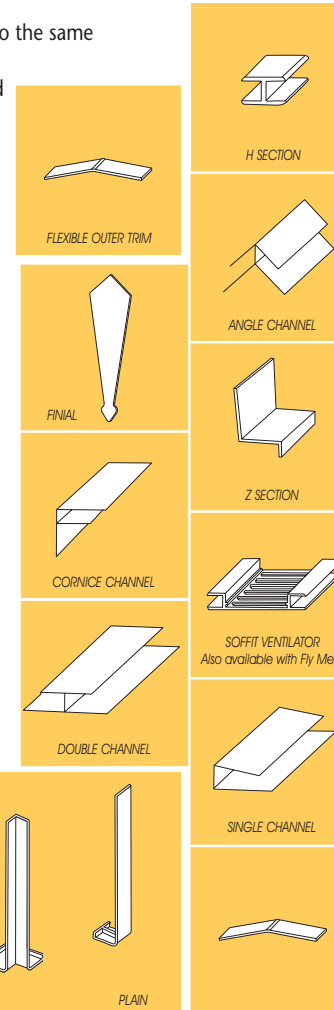
Both soffit boards are available in white or brown and are complemented by a full range of trims and joints, completing a system that will remain pleasant to the eye.

EAVEMASTER TRIMS & ACCESSORIES

Eavemaster Gable Boxes reduce installation time and limit the need for joints. Pre-formed to suit the right-hand or left-hand of the roof, they come in two standard sizes - 450mm x 350mm and 600mm x 350mm providing a superb finish where the bargeboards and fascias intersect. Non standard sizes are available to order.

Angles and Joints are moulded to the same profile as the fascias. Each fitting is 300mm long and is internally marked with dimensions for ease of use. Each Angle or Joint will fit both board thicknesses eliminating the need for duplication of components. External Angles are 60mm wide providing generous cover and ensuring a neat finish. Internal Angles reduce installation headaches as they remove the need for mitred joints - a particular problem when using other 'Ogee' systems.

The Eavemaster Finial is both functional and decorative - adding a distinctive touch at the apex of the roof. A choice of Soffit Ventilators, with or without 'fly mesh' provide compliance with current Building Regulations.



New ... for added distinction

EAVEMASTER DECORATIVE MOULDINGS

The new decorative mouldings will complement the existing Eavemaster system by adding a distinctive, individual look to new developments or replacement fascias.

In a choice of three colours, the two styles - the dramatically-scalloped "Gothic" and the classic "Ellipse" - are interchangeable and allow you to create a wide range of designs.


TWO DESIGNS THAT WORK TOGETHER (AND CUTOUTS ADD AN EXTRA DIMENSION)



The Gothic design can be ordered intact or with triangular cutout sections. You can even specify alternate solid and cutout shapes if required.

The Ellipse design offers you the choice of a central oval cutout, of two triangular side cutouts, or all three cut out or none at all.

And you can alternate panels of Gothic and Ellipse to create



even more distinctive bargeboard designs.

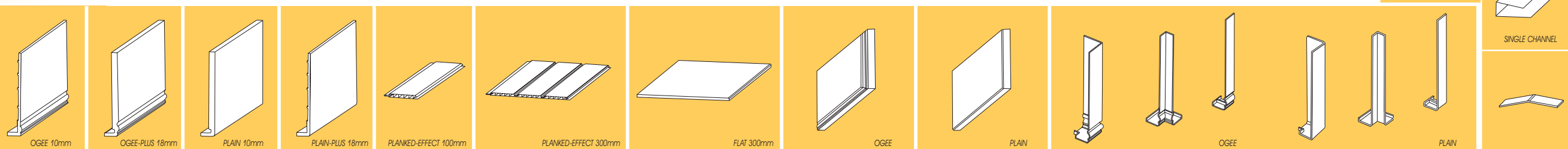
Quick fit interlocking system



- Mouldings fix directly on to Eavemaster plain & ogee fascias
- Available in white, brown & black (to complement standard Eavemaster colours)
- Will not rot, warp or discolour



All Eavemaster trims and accessories are colour-matched to the main profiles. They are designed to complement, and provide a cost-effective finishing touch.



EAVEMASTER
PVCu Fascia & Soffit System



BSI
15 24 450 9002